

Delivering leading edge, innovative power solutions for more than 30 years....

Model:GTM43004P-WWVV-x.x-P2

July 28, 2021

GTM43004P-WWVV-x.x-P2

Information

Model Number	GTM43004P-WWVV-x.x-P2
Description	GTM43004P-WWVV-x.x-P2, Medical Power Supply, Potted/Encapsulated in plastic housing, Regulated Switchmode AC-DC Power Supply AC Adaptor, , Input Rating: 100-240V~, 50-60 Hz, Lead Wire, see Blades/Cord Included for description, Output Rating: 120 Watts, Power rating with convection cooling (W) , 5-48V in 0.1V increments, Approvals: IP68; Designed to meet EN 60601-1; Double Insulation; GOST-R; Level V; PSE; Designed to meet EN 60950-1; Designed to meet 60335; cULus; Designed to meet 60950-1; cRUus; WEEE; VCCI; Ukraine; China RoHS; RoHS; CE;
Model Picture	
Agency Documents	http://www.globtek.info/certs/GTM43004P/
CE EC-Declaration	https://www.globtek.com/pdf/ec_declaration/a0Oa000000HSp7MEAT
RoHS/RoHS2 Declaration	https://www.globtek.com/pdf/rohs_cert/a0Oa000000HSp7MEAT
REACH Declaration	https://www.globtek.com/pdf/iso_certificates/REACH.pdf
Conflict Minerals Declaration	https://www.globtek.com/pdf/conflict-minerals.pdf

Delivering leading edge, innovative power solutions for more than **30** years....

Model:GTM43004P-WWVV-x.x-P2

July 28, 2021

MODEL PARAMETERS

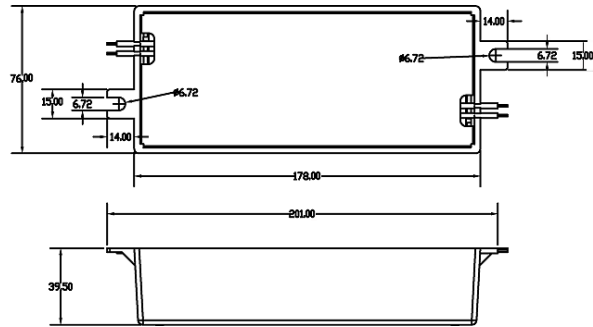
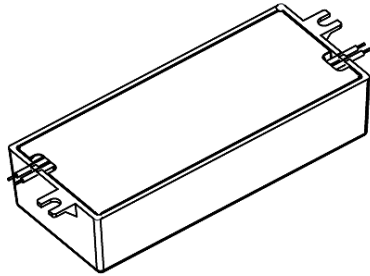
Type	Potted/Encapsulated in plastic housing
Technology	Regulated Switchmode AC-DC Power Supply AC Adaptor
Category	Medical Power Supply
Input Voltage	100-240V~, 50-60 Hz
I/P Amps (A)	2.0A
Wattage (W)	120.0
Vout Range (V)	5-48
Efficiency Level	V
Ingress Protection	IP68
Size (mm)	178.0*76.0*39.5 mm

Delivering leading edge, innovative power solutions for more than 30 years....

Model:GTM43004P-WWVV-x.x-P2

July 28, 2021

ENCLOSURE



Delivering leading edge, innovative power solutions for more than **30** years....

Model:GTM43004P-WWVV-x.x-P2

July 28, 2021

RATING TABLE

Model Number	Voltage	Amps(A)	Watts(W)	RFQ
GTM43004P-508.9-3.9-P2	5 V	10	50.00	RFQ
GTM43004P-508.9-2.9-P2	6 V	10	60.00	RFQ
GTM43004P-9016-7.0-P2	9 V	10	90.00	RFQ
GTM43004P-9016-4.0-P2	12 V	7.5	90.00	RFQ
GTM43004P-12016-4.0-P2	12 V	8	96.00	RFQ
GTM43004P-12016-1.0-P2	15 V	8	120.00	RFQ
GTM43004P-12024-6.0-P2	18 V	6.66	119.88	RFQ
GTM43004P-12024-5.0-P2	19 V	6.31	119.89	RFQ
GTM43004P-12024-4.0-P2	20 V	6	120.00	RFQ
GTM43004P-12024-P2	24 V	5	120.00	RFQ
GTM43004P-12035-5.0-P2	30 V	4	120.00	RFQ
GTM43004P-12048-12.0-P2	36 V	3.33	119.88	RFQ
GTM43004P-12048-P2	48 V	2.5	120.00	RFQ

SPECIFICATIONS

A) ELECTRICAL SPECIFICATIONS:

01. Input Voltage: Specified 90-264 Vac, Nameplate rated: 100-240Vac
02. Input Frequency: Specified 47-63 Hz, Nameplate rated 50-60Hz
03. Output Regulation: +/- 5% measured at the output connector
04. Line Voltage Regulation: +/- 1% typical measured at the output connector
05. Output Ripple (Vp-p): +/-1% or 200 mV whichever is greater, measured at 20 MHz bandwidth with 0.1 uf ceramic capacitor in parallel with 47 uf electrolytic capacitor connected at the end of the output connector at nominal line
06. Turn-ON/OFF Overshoot: 10% maximum, 1 mS typical recovery time for 25% step load
07. Turn-ON Delay: 3000 mS, maximum @ full load, nominal line
08. Hold-Up Time: 10 mS typical @ nominal input voltage and full load
09. Inrush Current: 40A typical 115VAC input and 60A typical at 230VAC input
10. Switching Frequency: 100 KHz typical

B) PROTECTION

01. Over-Voltage: AC cycling required to reset output
02. Short Circuit: AC cycling required to reset output
03. Input Protection: Input line fusing

C) SAFETY

1. Dielectric Withstand Voltage: 5656 Vdc from primary to secondary
2. Earth Leakage Current: Maximum allowed values: 5 mA NC(Normal condition); 10 mA SFC(single fault condition)
3. Touch Current: Maximum allowed values: 100uA NC(Normal condition) 500uA SFC(single fault condition)
4. Means of Protection: 2 x MOPP
5. Primary to Secondary Bridging Capacitor: (2) * Y1 type capacitors in series
6. Earth continuity test:<0.1 Ohm or < 0.2 Ohm when with a non-detachable Power Supply cord, Class I Only
7. ROHS 2: Complies with EU 2011/65/EU and China SJ/T 11363-2006

D) OTHER:

01. MTBF: 200,000 Hours @ 25°C ambient temperature
02. Operating Temperature: 0°C to 40°C ambient temperature
03. Humidity: 0% to 90% relative humidity
04. Storage Temperature: -10°C to 80°C
05. Cooling: Convection

E) ENCLOSURE

01. Housing: High impact plastic, 94V0 polycarbonate, non-vented
02. Size: 178.0*76.0*39.5 mm +/-1.0 mm
03. Markings: Label and/or Pad Printed and/or Molded in the case

Delivering leading edge, innovative power solutions for more than **30** years....

Model:GTM43004P-WWVV-x.x-P2

July 28, 2021

DERATING CURVE

Delivering leading edge, innovative power solutions for more than **30** years....

Model:GTM43004P-WWVV-x.x-P2

July 28, 2021

INPUT CONFIGURATION

Description

Lead Wire, see Blades/Cord Included for description



Delivering leading edge, innovative power solutions for more than 30 years....

Model:GTM43004P-WWVV-x.x-P2

July 28, 2021

OUTPUT CONFIGURATION

Common output connector options:


 L Type (Coaxial
5.5x2.5mm plug)

 C Type (Coaxial
5.5x2.1mm plug)

 K Type (Coaxial
3.5x1.3mm plug)

 LL Type (5.5x2.5mm
Locking 760k type)

 CL Type (5.5x2.1mm
Locking S761k type)

 ML2 Type (Molex
housing 43025-0200)

 YL3 Type
(KPPX-3P)


YL4 Type (KPPX-4P)


 EJ1/2/3/4/5 (EIAJ
RC-5320A type
connectors)

 MSB Type (Micro
USB)

 USBC Type (USB
Type C)

 Inquire for custom
design

 For a comprehensive list of options, [click here](#)







Contact GlobTek for your specific requirements or custom solutions.

Delivering leading edge, innovative power solutions for more than 30 years....

Model:GTM43004P-WWVV-x.x-P2

July 28, 2021


Approvals

Logo	Description
	CE Mark: tested to comply with EN 60601-1-2:2015 Medical electrical equipment Part 1-2: - Mark is on the label or Molded in the case
	CHINA SJ/T 11364-2014, China RoHS Chart: http://en.globtek.com/globtek-rohs.php
No Logo	Designed to meet cRUus UL Recognized Component 3rd Edition w-RM ANSI-AAMI ES60601-1 (2005 + C1:09 + A2:10) and CAN-CSA-C22.2 No. 60601-1 (2008) 3rd Edition
No Logo	Designed to meet UL60950-1, cULus to UL 60950-1, 2nd Edition, 2007-03-27 and CSA C22.2 No. 60950-1-07, 2nd Edition, 2007-03
No Logo	Designed to meet cULus LISTED UL 1310 Class 2 up to 36 volts, 5.0 Amps
No logo	Designed to meet EN 60335-1 (Safety of Household and Similar Electrical Appliances, Part 1: General Requirements) up to 36 volts
No Logo	Designed to meet EN 60601-1:2006 + A11:2011 +A1:2013 3rd Edition
No Logo	Designed to meet EN 60950-1 :2006+Am 1:2010+Am 11 :2009+Am 12:2011+A2:2013
	
	GOST-R mark for Russia(Document: http://www.globtek.com/html/iso_certificates/GT_GOST-R.pdf). 03/15/2015. Due to lack of demand, GlobTek will not be renewing it's GOST certification. Please contact your sales engineer for pricing on EAC.
	Indoor Use Only - Mark is on the label or Molded in the case
IP68	Ingress Protection: ?IP68 to IEC60529:2001 Totally dust tight and Protected against long periods of immersion under pressure
EFFICIENCY LEVEL 	Efficiency: complies to section 301 of Energy Independence and Security Act (EISA) complies with Energy Star tier 2 (North America), ECP tier 2 (China), MEPS tier 2 (Australia), Code of Conduct (Europe)

Delivering leading edge, innovative power solutions for more than **30** years....

Model:GTM43004P-WWVV-x.x-P2

July 28, 2021

 GlobTek, Inc.	JAPAN TUV Rheinland-PSE GlobTek Inc to J60950-1(H26) , J55022(H22),J3000(H25).Please follow the procedure listed in the following link for proper import to Japan: http://en.globtek.com/importing-to-japan.php .
RoHS	Specifications of directive 2011/65/EU Annex VI (ROHS-2) with amendment 2015/863-EU (ROHS-3) http://www.ce-mark.com/Rohs%20final.pdf
	UKCA Certification
 10276	Ukraine UKRSePro (Document: www.globtek.com/html/iso_certificates/GT_Ukraine.pdf)
	Japan: Voluntary Control Council for Interference (VCCI)
	WEEE: Complies with EU 2012/19/EU (http://ec.europa.eu/environment/waste/weee/index_en.htm) Mark is on the label or Molded in the case